




# *Multiboard\**

An amazing effectively fast building system especially for ceramic tiles in wet cells.



### *Multiboard*

*Multiboard is a sandwich structure with a body of polystyrene foam with a flame retardant additive. The rigid foam board is coated on both sides with a special cement mixture that is reinforced with fibreglass mesh. The sandwich construction makes the boards light and unexpectedly strong. Multiboard is guaranteed waterproof and for that reason very suitable for application in wet cells like bathrooms.*

*Building with Multiboard goes very fast and efficient without long delays for drying and curing of cement.*

### **Properties**

Multiboard is a self supporting panel that is very quick and easy to apply and saves lots of time during construction and renovation. A lot of time can be gained by using Multiboard on floors and against walls and apply tiles directly.

Multiboard is waterproof and stays guaranteed ok, also in wet cells like bathrooms.

Multiboard is available in standard sizes of 10mm, 20mm and 30mm thickness in boards of 60x260cm

### **Application**

Multiboard is easy to process with a saw or a utility knife. Multiboard can easily be glued with ceramic cement based tile adhesive or fastened with screws or dowels. The Multiboard can be applied against a wooden or metal framework but also directly to the wall.

Apply reinforcement tape to the building joints. For the application no special tools are required.

### **Unknown possibilities**

Multiboard can be applied very fast on secure and rigidly fixed wooden floors or a cement-bonded floors in order to be tiled afterwards.

With Foby PF-Mortar and screws and washers uneven walls can be made even very easily and new walls can be constructed fast and efficient. The boards can be attached both on a metal or wooden framework and directly to the wall or they can be installed self-supporting.

For instance bathtubs can be covered very easily as well as toilet tanks for hanging toilets. Multiboard is ideal for covering of pipes and drains.

Multiboard is even suitable for the construction of special elements. For instance odd shower cabins, baths-, or sit elements. Curves and wave shape constructions can be made with Multiboard by cutting joints on one side of the boards with a hand-held circular saw. In short Multiboard is the ideal construction panel for bathrooms, lavatories and other tiled rooms.



Ideal for wall covering and bathtub covering.



A very quick building process ensures a minimum of costs and inconvenience.



Very simple covering of pipes and drains.

## A. Fixing Multiboards with dabs of Foby PF Mortar and dowels on uneven surfaces



1. Punch out, well divided, 8 holes in the Multiboard.



2. Apply 8 dabs of Foby PF-Mortar of at least 2 cm thickness on the holes in the Multiboard.



3. Apply the Multiboard against the wall, push and adjust. Then let the adhesive cure completely.



4. Drill through the Multiboard and the cured dabs into the wall and drive in the dowels with 30mm washers.




5. Apply self-adhesive fibre glass tape embedded in tile adhesive on the joints (or if necessary waterproofing tape embedded in waterproofing paste).



6. Then apply the tiles directly on the Multiboard with tile adhesive.

# Multiboard\*



Multiboard is very suitable as insulation for sub floor heating as heating pipe easily can be cut in the boards.



Easy covering of toilet tanks for hanging toilets.

## B. Application of Multiboard on secure and rigidly fixed wooden floors with Foby PF-Mortar and screws and washers



1. Apply on the flat floor Foby PF-Mortar.



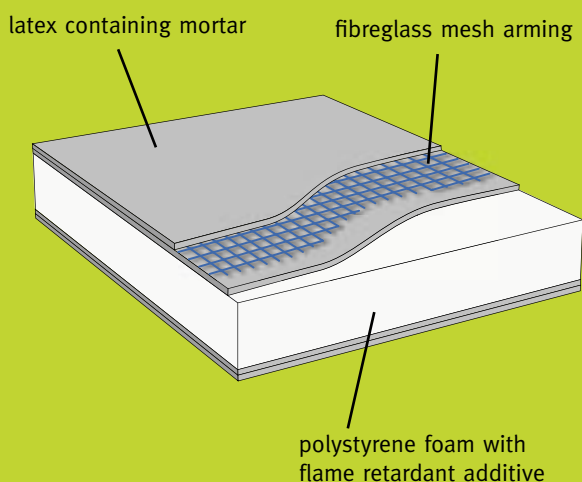
2. Lay the Multiboard in the PF-Mortar with staggered joints and let the PF-Mortar cure completely.



3. In addition, fix with 8 wood screws and 30mm washers per board the Multiboard on the wooden floor.



4. Apply self adhesive reinforcement tape on the joints and the washers.



Multiboard as substrate for tile floors in order to reduce contact noise and to level the floor.

# Multiboard\*

### Technical data

- Basis: EPS 200-SE with flame retardant additive
- Density EPS: 30 kg/m<sup>3</sup>
- Compressive strength EPS at 10% deflection: 200 kPa
- Long time compressive strength EPS at 2% deflection: 60 kPa
- Tensile strength EPS: 250 kPa
- Thermal conductivity  $\lambda$ : 0,033 W/m.K
- Thermal insulation, Rm value = d/ $\lambda$   
10mm board: 0,30 m<sup>2</sup>.K/W  
20mm board: 0,61 m<sup>2</sup>.K/W  
30mm board: 0,91 m<sup>2</sup>.K/W
- Temperature resistance: -50/+75°C

- Water absorption EPS by long time immersion: 3%
- Fire classification EPS: NEN 6065 Klasse 2 EN13501-1 Euroclass E

### Sizes and packaging

- Standard Multiboards
- 2600 x 600 x 10 mm, 50 per pallet (78 m<sup>2</sup>)
- 2600 x 600 x 20 mm, 50 per pallet (78 m<sup>2</sup>)
- 2600 x 600 x 30 mm, 36 per pallet (56 m<sup>2</sup>)

Other sizes and packaging on request.

Multiboards are produced by Cerimex BV, member of the Eurovite group.

Cerimex BV  
Postbox 483  
6710 BL Ede  
The Netherlands  
t +31 (0)318 664 505  
multiplaat@tegelsonline.nl  
www.multiplaat.nl